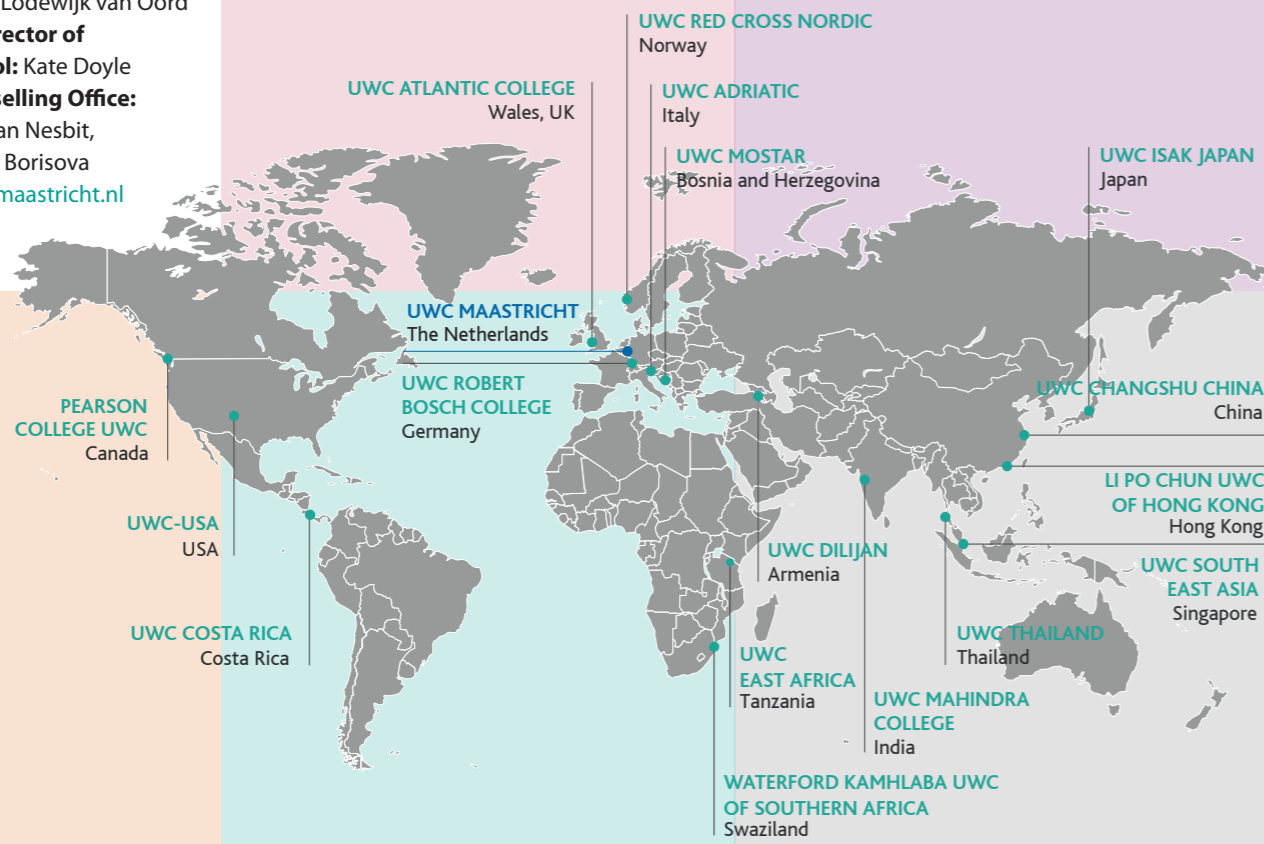


UWC MAASTRICHT, THE NETHERLANDS

High school CEEB Code: 759463
Head of College: Lodewijk van Oord
Deputy Head/Director of Secondary School: Kate Doyle
University Counselling Office:
 Ingrid Davalos, Alan Nesbit,
 Adam Ortiz, Elena Borisova
universities@uwcmaastricht.nl



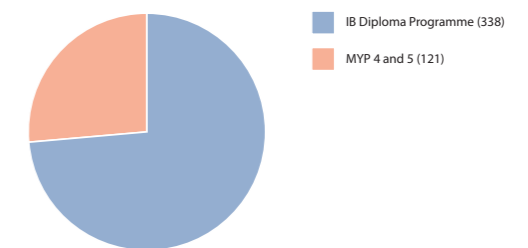
SCHOOL PROFILE

2019-2020

UWC MAASTRICHT AT A GLANCE


- 900+ students
- 100+ nationalities
- English-medium education
- Founded 2009
- 2012 custom-built campus
- Pre-school through secondary
- The only UWC school operating within a national public school funding context
- Unique location serving international communities in The Netherlands, Belgium and Germany

HIGH SCHOOL



SCHOLARSHIPS

Approx. 40 percent of the Class of 2020 have been selected by the UWC National Committees in their home country to receive a scholarship on the basis of personal values, academic merit and potential to positively impact the local and global community.



UNIVERSITY COUNSELLING POLICIES

- UWC Maastricht does not use a weighted grading system. We do not calculate GPA or class ranking.
- All letters of recommendation are kept confidential. We do not edit teacher recommendations.
- Students do not receive any type of test preparation.
- Students are limited to 8 applications worldwide, of which 6 UWC Davis partners.

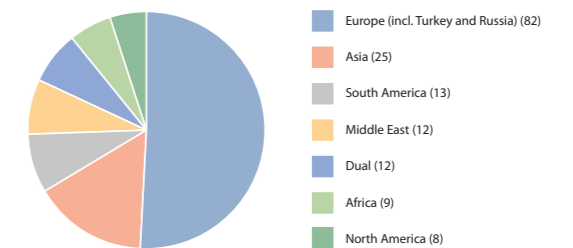
AWARDS/HONOURS

UWC Maastricht does not give awards to students in the academic or co-curricular areas. This decision was deliberately taken in order to promote a strong community as well as a spirit of solidarity among students.

ENGLISH LANGUAGE LEARNING

Approx. 80 percent of the Class of 2020 do not speak English as a first language and come from diverse cultural backgrounds, including some who have experienced interrupted or limited education due to migration and/or conflict. The rigorous IB Diploma Programme can prove particularly challenging for those students who are still developing their proficiency in English so as a result, ELL support is provided for students arriving with beginner or pre-intermediate proficiency in English.

CLASS OF 2020 - NATIONALITIES



WE ARE READY FOR THE WORLD

VISITING ADDRESS
 United World College Maastricht
 Discusworp 65
 6225 XP Maastricht
 The Netherlands

POSTAL ADDRESS
 UWC Maastricht
 PO Box 1187
 6201 BD Maastricht
 The Netherlands

TELEPHONE
 +31 43 2 410 410

UWCMAASTRICHT.NL

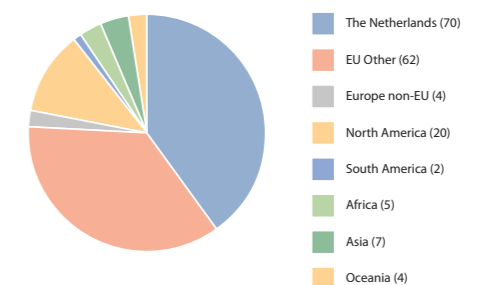
ACCREDITATION AND AFFILIATIONS



CO-CURRICULAR AND EXPERIENTIAL EDUCATION

The signature programmes at UWC Maastricht include the Youth Social Entrepreneurship initiative (YSE) and a number of student conferences. YSE allows for more interaction with the local community and fosters students to identify problems in this area in order to design specific solutions, eventually in the form of social entrepreneurial projects. Our annual conferences - Theory of Knowledge conference, Youth Environmental Sustainability conference (YES), International Peace Conference (IPC), TEDxYouthMaastricht - are entirely student-led.

UWC MAASTRICHT - STAFF NATIONALITIES



IB COURSES OFFERED

GROUP 1 Language A	GROUP 2 Language B	GROUP 3 Individuals and Societies	GROUP 4 Sciences	GROUP 5 Mathematics	GROUP 6 Arts
Language and Literature SL/HL	Language Acquisition SL/HL	Economics SL/HL	Biology SL/HL	Mathematics: Analysis and approaches SL/HL	Music SL/HL
Arabic	Dutch	Geography SL/HL	Chemistry SL/HL	Mathematics: Applications and interpretation SL/HL	Visual Arts SL/HL
Dutch	English	Global Politics SL/HL	Physics SL/HL		Film SL/HL
English	French	History SL/HL	Design Technology SL/HL		
Spanish	Spanish	World Arts and Cultures SL	Environmental Systems and Societies SL		
French	German	Environmental Systems and Societies SL			
Chinese					
Literature SL/HL	Ab initio SL				
English	French				
German	Spanish				
Italian	German				
Mother Tongue Self-taught SL					

STANDARDIZED TESTING (2017-2019)

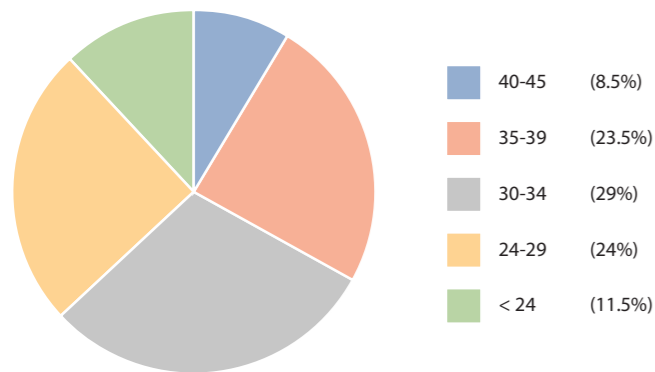
On average, 40 percent of students in the Diploma Programme take the SAT I exam each year. All scores, including those from non-native English speakers, are recorded.

SAT I (1600)		Students tested: 147	
Section	Middle 50%	Mean	
Evidence Based Reading and Writing	540 - 670	602	
Math	28 - 36	32	
Mathematics	560 - 710	640	
Reading	27 - 33	30	
Writing	27 - 34	30	
Total	1110 - 1400	1242	

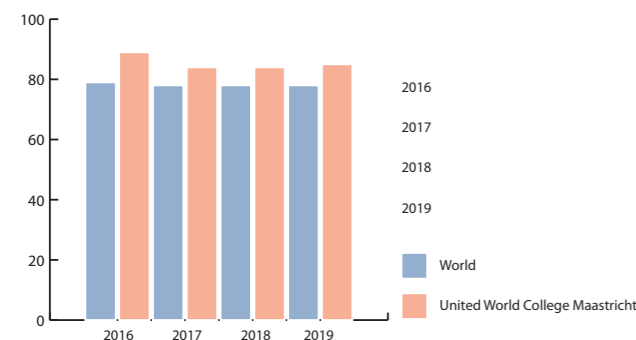
SAT Subject			
Section	Middle 50%	Mean	Students tested
Biology - Ecology	390 - 700	624	5
Biology - Molecular	630 - 700	681	9
Chemistry	640 - 720	688	14
English Literature	530 - 700	664	5
Math Level I	640 - 740	675	11
Math Level II	650 - 770	695	33
Physics	690 - 770	732	20
Spanish	630 - 730	690	3
World History	610 - 800	697	3

ACT			Students Tested: 18
Section	Middle 50%	Mean	
ELA	0 - 29	17.8	
English	25 - 33	28.6	
Math	27 - 34	30.0	
Reading	23 - 32	26.1	
Science	24 - 30	27.2	
STEM	25 - 31	22.7	
Writing	0 - 9	6.4	
Composite	25 - 31	28.0	

IB DIPLOMA POINTS 2016-2019 (%)



IB DIPLOMA PASS RATE (2016-2019)



MATRICULATION 2017-2019

UWC Maastricht graduates from the classes of 2017-2019 have attended undergraduate programmes in the following colleges and universities, oftentimes having been awarded significant scholarship or financial aid:

UNITED STATES

Arizona State University
Bard College
Barnard College
Bennington College
Boston College
Brandeis University
Brown University
Bryn Mawr College
Bucknell University
Case Western Reserve University
Colby College
College of the Atlantic
Colorado College
Columbia University
Concordia College - Moorhead
Cornell University
Dartmouth College
Duke University

Earlham College
Emory University
Georgetown University
Harvard College
Ithaca College
Lake Forest College
Luther College - Decorah
Methodist University
Minerva Schools at KGI
Mount Holyoke College
Northwestern University
Occidental College
Pomona College
Princeton University
Randolph-Macon College
Ringling College of Art and Design
Skidmore College
St. John's College

St. Lawrence University
St. Olaf College
The College of Idaho
The University of North Carolina at Chapel Hill
The University of Oklahoma
The University of Texas, Austin
Trinity College
University of California, Berkeley
University of Florida
University of Idaho
University of Rochester
Vassar College
Washington and Lee University
Wellesley College
Wesleyan University
Whitman College
Yale University

THE NETHERLANDS

Amsterdam Fashion Institute
Amsterdam University College
Amsterdam University of Applied Sciences
Artemis Academy
Delft University of Technology
Design Academy Eindhoven
Eindhoven University of Technology
Erasmus University College
Erasmus University Rotterdam

Gerrit Rietveld Academie
Hotelschool The Hague
Leiden University
Leiden University College The Hague
Maastricht University
NHL Stenden University of Applied Sciences
NHTV Internationaal Hoger Onderwijs Breda
Tilburg University

University College Maastricht
University College Utrecht
University of Amsterdam
University of Groningen
University of Twente
Utrecht University
Vrije Universiteit Amsterdam
Zuyd University of Applied Sciences

EUROPE

Bard College Berlin, *Germany*
Bocconi University, *Italy*
Carlos III University of Madrid, *Spain*
CEU Cardenal Herrera University, *Spain*
IE University, *Spain*
KU Leuven, *Belgium*
Les Roches International School of Hotel Management, *Spain*
Ludwig Maximilian University of Munich, *Germany*
Nuova Accademia di Belle Arti Milano, *Italy*
Sciences Po Paris, *France*
Tor Vergata University of Rome, *Italy*
University of Alcalá, *Spain*
University of Gdansk, *Poland*

UNITED KINGDOM

Imperial College London
King's College London
New College of the Humanities
SOAS, University of London
The London School of Economics and Political Science
The University of Edinburgh
University College London
University of Dundee
University of Essex
University of Glasgow
University of Sussex

CANADA

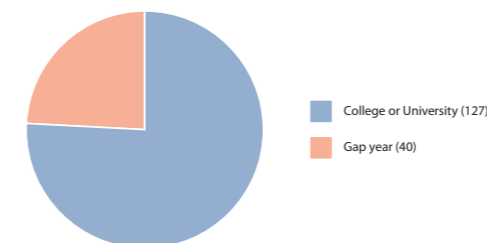
Bishop's University
Concordia University - Montreal
McGill University
Mount Allison University
Quest University
University of British Columbia
University of Toronto

OTHER

Australian National University, *Australia*
Monterrey Institute of Technology and Higher Education, *Mexico*
NYU Abu Dhabi, *UAE*
United International Business Schools

CLASS OF 2019 AFTER GRADUATION

Over 80 percent of students apply to college and university each year. 24 percent of the class of 2019 deferred entry to university to pursue military or community service, travel, further studies and/or work opportunities.



CLASS OF 2019 - UNIVERSITY DESTINATIONS

